

# Single Directional Coupler

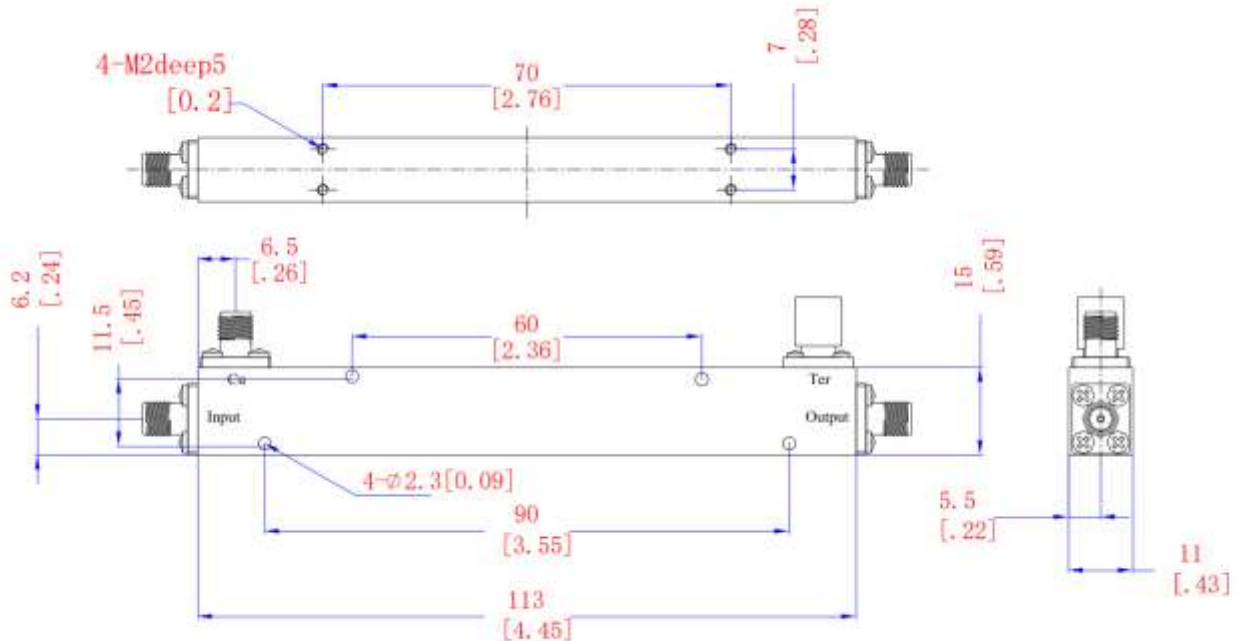
## Model

P/N: FPCP-500-18000-S-S

## Single Directional Coupler Specifications

ITEM	TECHNICAL SPECIFICATION		
Frequency Range	500 MHz – 18000 MHz		
Nominal Coupling	10 ± 1.5 dB		
Frequency Sensitivity	± 1 dB		
Insertion loss	1.6 dB		
Frequency (GHz)	0.5-4	4-12	12.4-18
Directivity	20 dB	15 dB	10 dB
Primary VSWR	1.23	1.33	1.38
Secondary VSWR	1.23	1.43	1.6
Power Handling	50 Watt (Forward Power)		
Port Connectors	SMA-Female (50 Ω)		
Dimensions (mm)	113 x 15 x 11		

## Dimensions (±0.3 mm)

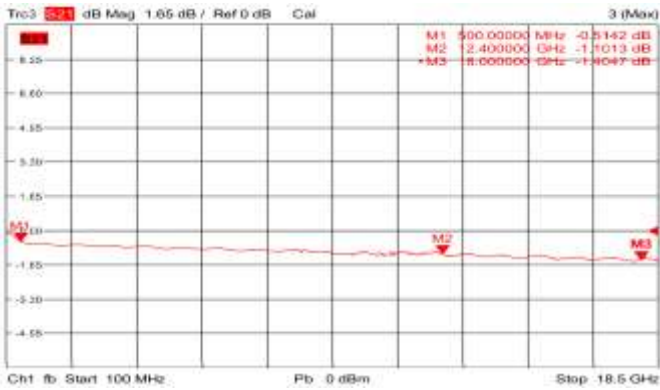


## Note(s)

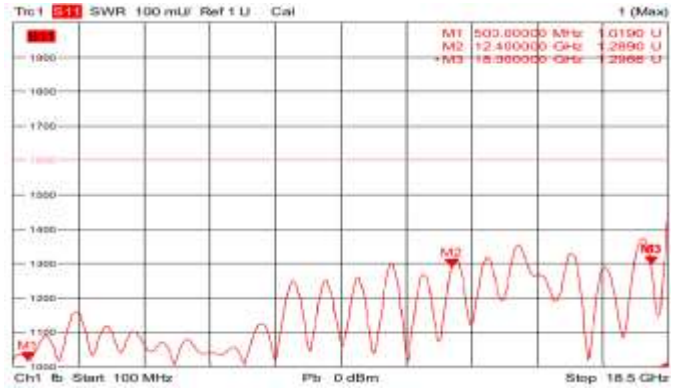
The specifications are subjected to 5% tolerance.

## Product Test Plots

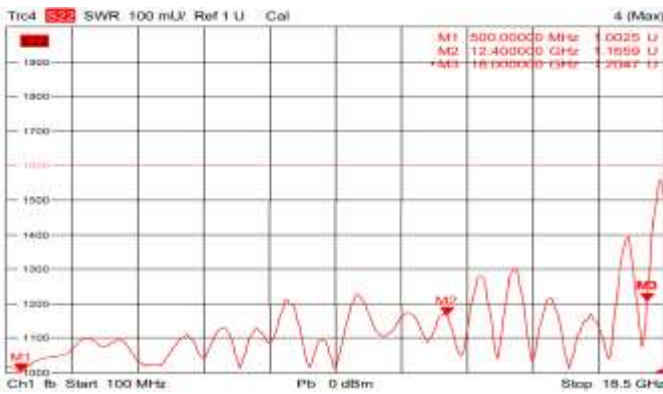
### Insertion Loss



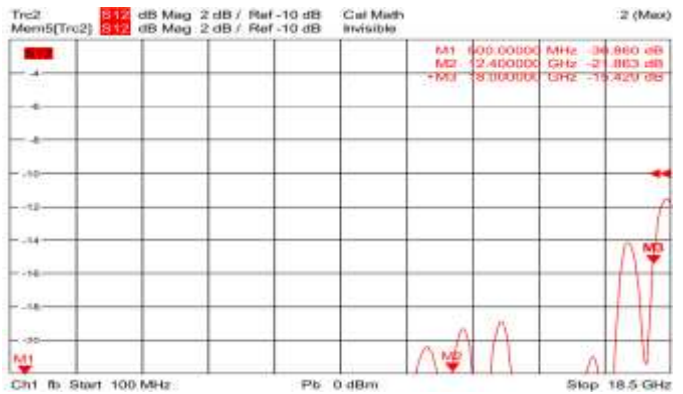
### Primary VSWR



### Secondary VSWR



### Directivity



### Nominal Coupling

